

Kia Sportage



Movement that inspires



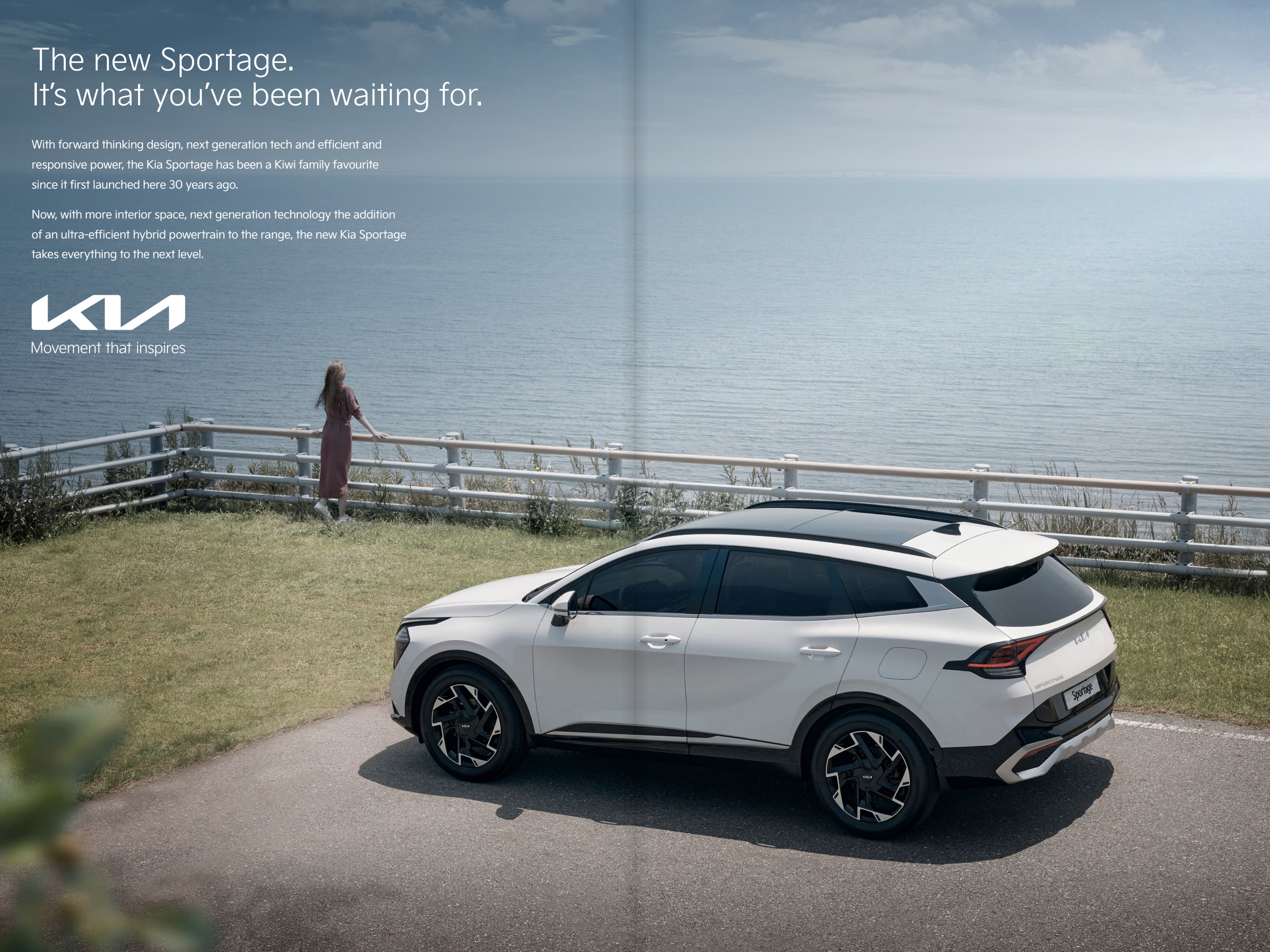
The new Sportage. It's what you've been waiting for.

With forward thinking design, next generation tech and efficient and responsive power, the Kia Sportage has been a Kiwi family favourite since it first launched here 30 years ago.

Now, with more interior space, next generation technology the addition of an ultra-efficient hybrid powertrain to the range, the new Kia Sportage takes everything to the next level.



Movement that inspires



Not just design. A philosophy.

There's no mistaking the Kia Sportage on the road. That's by design.

Opposites United is our design philosophy that shapes everything we create. Drawing inspiration from the natural and human worlds, it uses the principles of disruption and contrast to create a sleek and sophisticated look that is unmistakably Kia.



Family room.

With a 175mm increase in overall length, the Kia Sportage has more room inside for everyone and everything, including up to a huge 543L (Petrol & Diesel) of rear cargo space. If you need more, a simple press of a button lowers the rear seats to reveal up to 1,829L (Petrol & Diesel) of cargo capacity.


The interior is loaded with creature comforts including (depending on the model) dual zone climate control, heated and ventilated front seats and a Harman Kardon™ eight speaker premium Audio system.



Overseas Model Shown.

Little helpers.

Deluxe, X-Line and Hybrid Earth models add those extra those extra thoughtful innovations, like a wireless phone charger that reminds you if you leave your phone behind or a smart tailgate that opens automatically when you have your hands full with the groceries. When you're parking or moving at speeds below 20km/h, the Around-View Monitor (exclusive to X-Line) gives you a top-down view of your surroundings.



Overseas Model Shown.

Power to go.

The new Sportage gives you choice of powertrains and drivetrains, from a smooth Petrol 2WD or a Hybrid with maximum efficiency to a punchy AWD petrol/diesel.

The 1.6 litre T-GDI engine limits fuel consumption through a new, optimised combustion process and breakthrough cooling technologies. Meanwhile, the 2.0 litre, four-cylinder turbo diesel engine features an array of sophisticated technologies to reduce emissions and improve real-world fuel efficiency. The Smartstream™ Hybrid tops the list outputting combined system output of 169kW and 350Nm while sipping only 5.4L of fuel per 100kms (3P-WLTP converted).

POWERTRAIN	DRIVETRAIN	POWER	TORQUE
2.0L Petrol	2WD	115kW	192Nm
1.6L Turbo Petrol	2WD / AWD	132kW	265Nm
1.6L Hybrid	2WD	169kW (Combined)	350Nm (Combined)
2.0 Turbo Diesel	AWD	137kW	416Nm

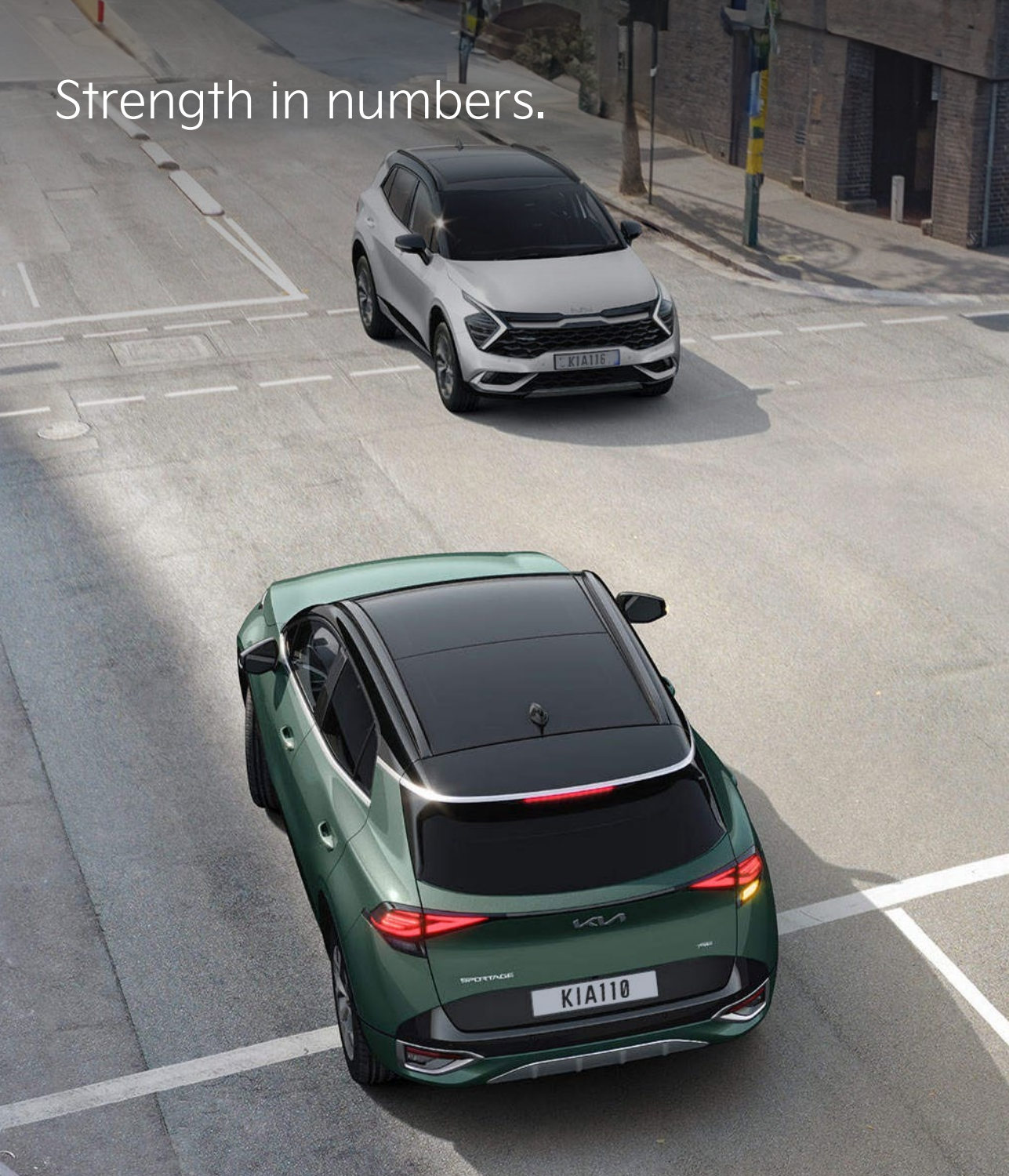


Terrain mode.*

On mud, sand or snow, Terrain Mode gives you extra confidence for outdoor adventures, automatically adjusting the AWD setting to match the terrain and conditions.

*Diesel only

Strength in numbers.



With seven airbags and various active safety systems, the Sportage is designed to protect inside and out

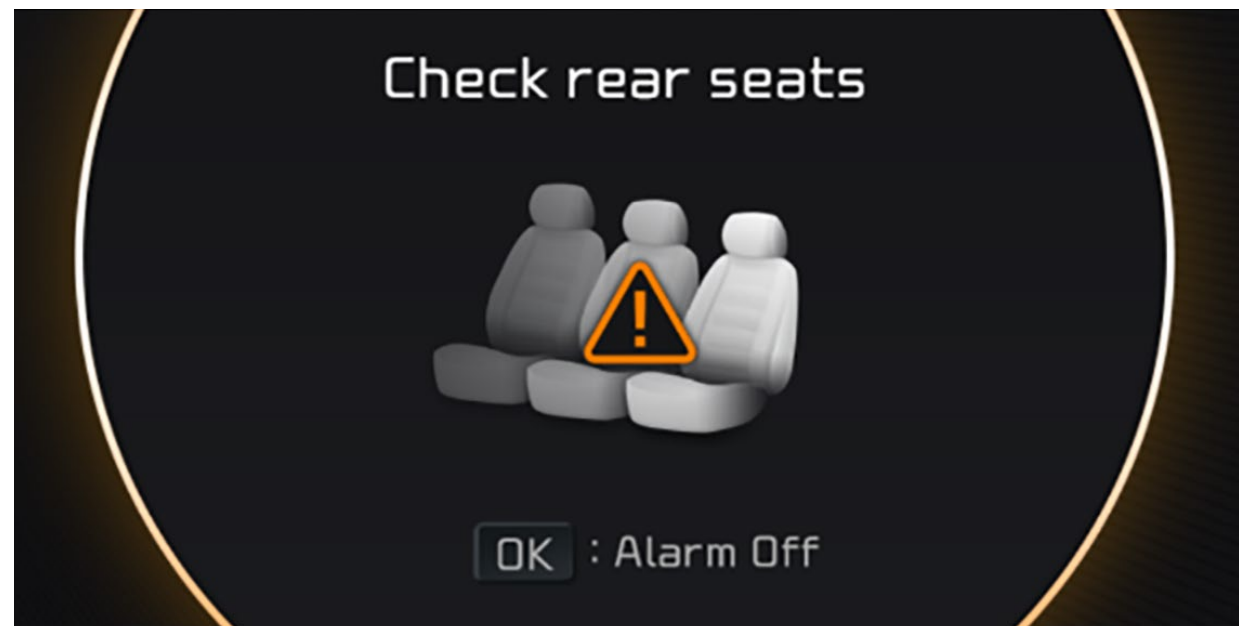
Forward Collision Avoidance Assist with Junction View scans for vehicles at intersections, applying the brakes if it detects danger.

The Multi-Collision Braking system helps to reduce the danger of secondary collisions by automatically

applying the brakes once the airbags have been deployed after an initial impact.

Lane Follow Assist uses a combination of cameras and radar to maintain a safe distance from the vehicle ahead and scans for road markings to keep you safely in your lane.

More safety. More peace of mind.



When you activate the turn signal, the wide-angle side mirror mounted cameras will display live footage of your blind spots on the 12.3" instrument cluster.*

When parked or stopped, Safe Exit Warning will detect and warn you of approaching vehicles from behind on either side, alerting occupants with a sound and visual warning if they attempt to open the door into oncoming traffic.

Rear Seat Occupant Alert helps alert the driver with a warning on the dash cluster to any passengers that may still be left in the vehicle when exiting.

*Blind Spot View Monitor exclusive to X-Line

Choose your exterior.



Clear White
(LX, LX Plus & Light HEV only)




Snow White Pearl
(Deluxe, X-Line & Earth HEV only)




Steel Grey



Dawning Red



Black Sea Blue



Fusion Black



Jungle Wood Green
(X-Line only)

Wheels.



17" Alloy
(LX)



18" Alloy
(Light HEV & LX Plus)



19" Alloy
(Deluxe)



19" Alloy
(X-Line)



18" Alloy
(Earth HEV)

Colour swatches are indicative only, vehicle body colours may appear different in person.

Specifications.

Sportage Petrol & Diesel (continued)

	LX 2.0L Petrol 2WD	LX PLUS 2.0L Petrol 2WD	DELUXE 1.6L-T Petrol 2WD	X-LINE 1.6L-T Petrol 2WD	DELUXE 1.6L-T Petrol AWD	X-LINE 1.6L-T Petrol AWD	LX 2.0L Diesel AWD	LX PLUS 2.0L Diesel AWD	X-LINE 2.0L Diesel AWD
SAFETY FEATURES CONTINUED**									
Dual Side-Curtain Airbags	●	●	●	●	●	●	●	●	●
Front Centre-Side Airbag	●	●	●	●	●	●	●	●	●
Front Seatbelt Pretensions / Load Limiters	●	●	●	●	●	●	●	●	●
3-Point ELR Seatbelts (All Seats)	●	●	●	●	●	●	●	●	●
Seatbelt Reminders (All Seats)	●	●	●	●	●	●	●	●	●
Child Restraint Anchorage Points				3 x Top Tether / 2 x ISOFIX					
Rear Seat Occupant Alert	●	●	●	●	●	●	●	●	●
Safe Exit Warning (SEW)	●	●	●	●	●	●	●	●	●
Manual Speed Limit Assist (MSLA)	●	●	●	●	●	●	●	●	●
Intelligent Speed Limit Assist (ISLA)	●	●	●	●	●	●	●	●	●
Speed Sensing Auto Door Lock	●	●	●	●	●	●	●	●	●
Impact Sensing Auto Door Unlock	●	●	●	●	●	●	●	●	●
Child Safety Rear Door Locks	●	●	●	●	●	●	●	●	●
Engine Immobiliser	●	●	●	●	●	●	●	●	●
Parking Sensors (Front & Rear)	●	●	●	●	●	●	●	●	●
Rearview Camera with Dynamic Guidelines				with Rear View Monitor with Switch					
Around View Monitor with Dynamic Guidelines	-	-	-	●	-	●	-	-	●
EXTERIOR FEATURES									
LED Front Headlights (MFR Type)	●	●	●	-	●	-	●	●	-
Dual LED Front Headlights (Projection Type)	-	-	-	●	-	●	-	-	●
LED & Halogen Bulb Rear Combination Lights	●	●	●	-	●	-	●	●	-
Full LED Rear Combination Lights	-	-	-	●	-	●	-	-	●
LED Daytime Running Lights	●	●	●	●	●	●	●	●	●
LED Front Fog Lights	-	-	●	●	●	●	-	-	●
LED High Mounted Stop Light	●	●	●	●	●	●	●	●	●
Roof Rails	●	●	●	●	●	●	●	●	-
Outside Mirrors				Electrically Adjustable, Heated & Folding with LED Side Indicators					
Body Coloured Outside Door Handles	●	●	●	●	●	●	●	●	●
Glossy Black Paint Radiator Grille	●	●	●	●	●	●	●	●	●
Door Garnish - Silver Paint	●	●	●	●	●	●	●	●	●
Window Beltline		Satin Finish		Dark Satin Finish	Satin Finish	Dark Satin Finish		Satin Finish	Dark Satin Finish
Front & Rear Mudguards	●	●	●	●	●	●	●	●	●
Panoramic Power Sunroof	-	-	-	●	-	●	-	-	●
Acoustic Film (Windshield)	●	●	●	●	●	●	●	●	●
Solar Glass (Windshield & Front Door)	●	●	●	●	●	●	●	●	●
Privacy Glass (Rear Windows & Tailgate)	-	●	●	●	●	●	-	●	●
Rear Wiper (Hidden Type)	●	●	●	●	●	●	●	●	●
INTERIOR FEATURES									
Seating Configuration				5 Seats					
Interior Seat Trim		Cloth	Composite Leather***	Appointed Leather***	Composite Leather***	Appointed Leather***		Cloth	Appointed Leather***
Composite Leather 4-Spoke Steering Wheel	●	●	●	●	●	●	●	●	●
Composite Leather Gear Selector	-	●	●	E-Shift Dial	●	E-Shift Dial	-	●	E-Shift Dial
Paddle Shifters	-	-	●	●	●	●	-	-	●

Specifications.

Sportage Petrol & Diesel (continued)

	LX 2.0L Petrol 2WD	LX PLUS 2.0L Petrol 2WD	DELUXE 1.6L-T Petrol 2WD	X-LINE 1.6L-T Petrol 2WD	DELUXE 1.6L-T Petrol AWD	X-LINE 1.6L-T Petrol AWD	LX 2.0L Diesel AWD	LX PLUS 2.0L Diesel AWD	X-LINE 2.0L Diesel AWD	
COMFORT & CONVENIENCE FEATURES CONTINUED										
Power Windows (Front & Rear)	●	●	●	●	●	●	●	●	●	
Auto Up / Down Safety Windows (Drivers Only)	●	●	●	●	●	●	●	●	●	
Dual Zone Automatic Climate Control	-	●	●	●	●	●	-	●	●	
Single Zone Air Conditioning	●	-	-	-	-	-	●	-	-	
Auto Window Defog System	-	●	●	●	●	●	-	●	●	
Rear Console Ventilation Duct	●	●	●	●	●	●	●	●	●	
Rear Seat Heating Duct	●	●	●	●	●	●	●	●	●	
Auto Welcome Lights	●	●	●	●	●	●	●	●	●	
Auto Light Control	●	●	●	●	●	●	●	●	●	
Drive Mode Select	●	●	●	●	●	●	●	●	●	
Electrochromic Rear View Mirror	-	●	●	●	●	●	-	●	●	
Low Washer Fluid Warning	●	●	●	●	●	●	●	●	●	
Smart Proximity Key with Engine Start / Stop Button	-	-	●	●	●	●	-	-	●	
Smart Power Tailgate (Height Adjustable)	-	-	●	●	●	●	-	-	●	
Sliding Sun Visors with Illuminated Vanity Mirrors	●	●	●	●	●	●	●	●	●	
Hood Insulator	●	●	●	●	●	●	●	●	●	
Rain Sensing Front Wipers	-	●	●	●	●	●	-	●	●	
DIMENSIONS										
Overall Length					4,660 mm					
Overall Width					1,865 mm					
Overall Height - including roof rails	1,665 mm		1,680 mm		1,665 mm		1,680 mm		1,665 mm	
Wheelbase					2,755 mm					
Minimum Ground Clearance					181 mm					
Tare Weight	1,590 kg				1,700 kg				1,810 kg	
Cargo Capacity - Rear Seats Up / Down (VDA)					543 L / 1,829 L					
Fuel Tank Capacity					54 L					
Towing Capacity - Braked / Unbraked					1,650 kg / 750 kg				1,900 kg / 750 kg	
Maximum Towball Download					100 kg					

Information contained herein is for comparative purposes only. Specifications are correct at time of printing, and may vary to the above at any given time.

* Fuel consumption figures shown are calculated using the World Harmonised Light Vehicle Test Procedure (WLTP-3) and are stated for the purpose of comparison. Actual results achieved will differ according to operating conditions and driving style.

** Safety technologies are supplemental systems and do not replace the need for the driver to exercise care and attention.

*** Leather seats and other fixtures may comprise of genuine leather, and man-made leather-like materials or a combination thereof.

± Not all smartphones / devices may be compatible.

° Apple CarPlay™ requires an iPhone 5 or later. It is recommended to always update your iPhone to the latest iOS release. Use the Apple Lightning cable provided with your phone, or an Apple-certified Lightning cable. Kia cannot guarantee continued compatibility

° Android Auto™ requires an Android phone with Android 5.0 Lollipop or higher. It is recommended to always update your phone to the latest OS release. Use the USB cable provided with your phone. Kia cannot guarantee continued compatibility.

Specifications apply to 2023 (MY23) Sportage models. Kia New Zealand Limited reserves the right to discontinue or change the models, features, specifications, options, designs and prices of products referred to in this brochure without incurring any liability whatsoever to any purchaser or prospective purchaser of any such products

Specifications.

Sportage HEV

	LIGHT HEV	EARTH HEV
ENGINE		
Engine Type	1.6L T-GDI	
Displacement	1,598 cc	
Compression Ratio	10.5 : 1	
Maximum Power	132 kW @ 5,500 rpm	
Maximum Torque	265 Nm @ 1,500 - 4,500 rpm	
HYBRID SYSTEM		
Electric Motor Type	Permanent Magnet Synchronous Motor (PMSM)	
Maximum Power (Electric Motor Only)	44 kW @ 1,600 - 2,000 rpm	
Battery Type	Lithium-Ion (Li-Ion)	
Battery Energy	1.49 kWh	
Maximum Power (Combined)	169 kW	
Maximum Torque (Combined)	350 Nm	
Fuel Consumption - Combined 3P-WLTP*	5.4 L / 100km	
CO2 Emissions - Combined 3P-WLTP*	122 g / km	
TRANSMISSION		
Gearbox	6-speed Automatic (6AT)	
Shift Controller Type	E-Shift Dial (Shift-By-Wire)	
Drivetrain	Front Wheel Drive (2WD)	
SUSPENSION		
Front Suspension	McPherson Strut	
Rear Suspension	Multi-link	
WHEELS & TYRES		
Tyres / Wheels	235 / 60 R18	235 / 60 R18
Wheel Size / Type	18" Alloy (A-Type)	18" Alloy (B-Type)
Tyre Pressure Monitoring System (TPMS)	●	●
Spare Wheel Type	Tyre Mobility Kit (TMK)	Temporary Space Saver
Braking System	Ventilated Front Discs & Solid Rear Discs	
Electronic Parking Brake with Auto Hold	●	●
STEERING		
Steering System	Motor Driven Power Steering (C-MDPS)	
Minimum Turning Radius	5.89 m	
Steering Wheel Adjustment	Tilt & Telescopic	
SAFETY FEATURES**		
ANCAP Safety Rating	TBC	
Forward Collision Avoidance Assist (FCA) - Car, Pedestrian, Cyclist, Junction Assist	●	●
Anti-Lock Braking System (ABS) with Electronic Stability Control (ESC)	●	●
Multi-Collision Brake (MCB)	●	●
Blind Spot Collision Avoidance Assist (BCA)	●	●
Rear Cross Traffic Collision Avoidance Assist (RCCA)	●	●
Lane Keep Assist System (LKAS) - Line / Road Edge	●	●
Lane Follow Assist (LFA)	●	●
Driver Attention Alert (DAA+)	●	●

	LIGHT HEV	EARTH HEV
SAFETY FEATURES CONTINUED**		
Trailer Stability Assist (TSA)	●	●
Hill Start Assist Control (HAC)	●	●
Downhill Brake Control (DBC)	●	●
High Beam Assist (HBA)	●	●
Driver & Front Passenger Front & Side Airbags	●	●
Dual Side-Curtain Airbags Covering 1st & 2nd Row	●	●
Front Seat Centre-Side Airbag	●	●
Front Seatbelt Pretensions / Load Limiters	●	●
3-Point ELR Seatbelts (All Seats)	●	●
Seatbelt Reminders (All Seats)	●	●
Child Restraint Anchorage Points	3 x Top Tether / 2 x ISOFIX	
Rear Seat Occupant Alert (Basic Type)	●	●
Safe Exit Warning (SEW)	●	●
Manual Speed Limit Assist (MSLA)	●	●
Intelligent Speed Limit Assist (ISLA)	●	●
Speed Sensing Auto Door Lock	●	●
Manual Child Safety Rear Door Locks	●	●
Engine Immobiliser	●	●
Parking Sensors (Front & Rear)	●	●
Rearview Camera with Dynamic Guidelines	●	●
EXTERIOR FEATURES		
LED Front Headlights (MFR Type)	●	●
LED & Halogen Bulb Rear Combination Lights	●	●
LED Daytime Running Lights	●	●
LED Front Fog Lights	-	●
LED High Mounted Stop Light	●	●
Roof Rails	●	●
Outside Mirrors	Electrically Adjustable, Heated & Folding with LED Side Indicators	
Body Coloured Outside Door Handles	●	●
Glossy Black Paint Radiator Grille	●	●
Side Door Garnish Finish	Silver Paint	Matt Chrome Coating
Window Beltline	Satin Finish	
Front & Rear Mudguards	●	●
Acoustic Film (Windshield)	●	●
Solar Glass (Windshield & Front Door)	●	●
Privacy Glass (Rear Windows & Tailgate)	●	●
Rear Wiper (Hidden Type)	●	●
Height Adjustable Power Tailgate	-	●
INTERIOR FEATURES		
Seating Configuration	5 Seats	
Interior Seat Trim	Cloth	Composite Leather***
Leather 4-Spoke Steering Wheel with Paddle Shifters	●	●
Heated Steering Wheel	-	●
6-way Manual Driver's Seat - incl. Height Adjust (Pumping Device)	●	-
Power Driver's Seat with 2-way Power Lumbar Support	-	●
3-stage Heated Front Seats	-	●
Rear Seat Centre Armrest with Cup Holder	●	●
60:40 Split Folding Rear Seats	●	●

Specifications.

Sportage HEV (continued)

	LIGHT HEV	EARTH HEV
INTERIOR FEATURES CONTINUED		
Remote Folding 2nd Row Seats	●	●
Height Adjustable Headrests (All Seats)	●	●
Height Adjustable Front Seatbelts	●	●
Driver & Front Passenger Seat Back Pocket	●	-
Driver & Front Passenger Seat Back Panel with Pocket	-	●
Bulb Interior Lights (Front & Rear)	●	●
Inside Door Handle	Metal Paint	Satin Chrome
Centre Fascia Pattern	Metal Paint + Pad Print	
Cloth Interior Roof Trim	●	●
Centre Console Storage Box	●	●
Luggage Screen	●	●
Luggage Net Hook	●	●
COMFORT & CONVENIENCE FEATURES		
12.3" Satellite Navigation Multimedia System	●	●
4.2" Colour TFT-LCD Multifunction Instrument Cluster	●	●
6 Speaker Audio System	●	●
Android Auto™ ° & Apple Carplay™ °	●	●
Bluetooth® Multi-connection Functionality (Phone / Media Stream)	●	●
1 x USB Media Input	●	●
2 x 12 Volt Power Outlets (1 x Outside Centre Console & 1 x Cargo Area)±	●	●
1 x USB Charge Port - Front Tray	●	●
2 x USB Chargers (On Driver & Front Passenger Seat Back Side)	-	●
Wireless Smartphone Fast Charging (Qi)	-	●
Steering Wheel Mounted Audio & Cruise Controls	●	●
Smart Cruise Control (SCC) with Stop & Go	●	●
Remote Central Locking	●	●
Power Windows (Front & Rear)	●	●
Auto Up / Down Safety Windows	Drivers Only	Driver & Front Passenger
Dual Zone Automatic Climate Control	●	●
Auto Window Defog System	●	●
Rear Console Ventilation Duct	●	●
2nd Row Rear Seat Heating Duct	●	●
Auto Light Control	●	●
Drive Mode Select	●	●
Electrochromic Rear View Mirror	●	●
Low Washer Fluid Warning	●	●
Smart Proximity Key with Interior Engine Start / Stop Button	-	●
Sliding Sun Visors with Illuminated Vanity Mirrors	●	●
Hood Insulator	●	●
Rain Sensing Front Wipers	●	●

	LIGHT HEV	EARTH HEV
DIMENSIONS		
Overall Length	4,660 mm	
Overall Width	1,865 mm	
Overall Height - including roof rails	1,665 mm	
Wheelbase	2,755 mm	
Minimum Ground Clearance	181 mm	
Tare Weight	1,707kg	
Cargo Capacity - Rear Seats Up / Down (VDA)	TBC	TBC
Fuel Tank Capacity	52 L	
Towing Capacity - Braked / Unbraked	1,650 kg / 750 kg	
Maximum Towball Download	100 kg	

Information contained herein is for comparative purposes only. Specifications are correct at time of printing, and may vary to the above at any given time.

* Fuel consumption figures shown are calculated using the World Harmonised Light Vehicle Test Procedure (WLTP-3) and are stated for the purpose of comparison. Actual results achieved will differ according to operating conditions and driving style.

** Safety technologies are supplemental systems and do not replace the need for the driver to exercise care and attention.

*** Leather seats and other fixtures may comprise of genuine leather, and man-made leather-like materials or a combination thereof.

± Not all smartphones / devices may be compatible.

° Apple CarPlay™ requires an iPhone 5 or later. It is recommended to always update your iPhone to the latest iOS release. Use the Apple Lightning cable provided with your phone, or an Apple-certified Lightning cable. Kia cannot guarantee continued compatibility

° Android Auto™ requires an Android phone with Android 5.0 Lollipop or higher. It is recommended to always update your phone to the latest OS release. Use the USB cable provided with your phone. Kia cannot guarantee continued compatibility.

Specifications apply to 2023 (MY23) Sportage models. Kia New Zealand Limited reserves the right to discontinue or change the models, features, specifications, options, designs and prices of products referred to in this brochure without incurring any liability whatsoever to any purchaser or prospective purchaser of any such products

Kia confidence goes further.

5 YEAR Factory Warranty
Quality Redefined

7 YEAR Factory Warranty
Quality Redefined

Sportage HEV

All new Kia Passenger Vehicles come with an impressive 5 or 7-Year/150,000 km (whichever comes first) Warranty Programme covering against manufacturing or assembly defects. This warranty programme is transferable between owners and emphasises our commitment to our customers.

 **INCIDENT CARE**

If you and your new Kia were unfortunately involved in an incident or crash that requires body repairs to your Kia, Kia Incident Care is here to help you, and is free for the first five years.

 **5 YEAR** Roadside Assist

A Roadside Assistance Programme for the duration of the Warranty Period is also offered on every new Kia at no cost. In the unlikely event that your Kia has broken down, help is only a call away and trained staff will be dispatched to your location. If a repair cannot be conducted on the spot, the vehicle will be towed free of charge to the nearest Kia dealer.

 **8 Year** High Voltage Drive Battery Warranty
(or up to 160,000 kms)

All new Kia vehicles that are powered by a high-voltage drive battery come with a 8-year/160,000 km (whichever comes first) warranty that covers components found in the drive battery case. In the event that your vehicle becomes immobile due to a high voltage battery or system failure, we'll cover the cost of the tow to the nearest authorised Kia dealer.

